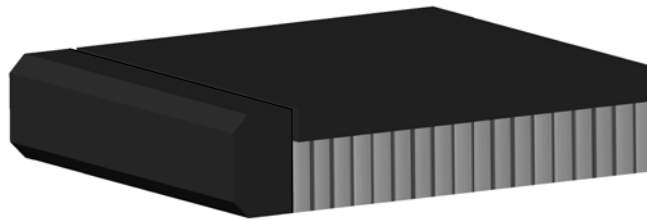
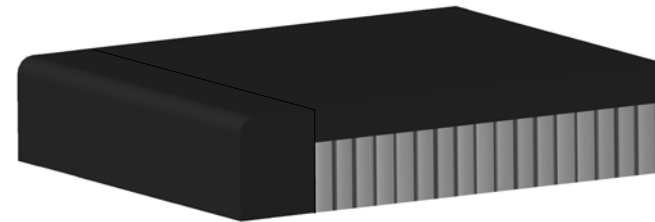



E1 INLAID BULLNOSE EDGE




E3 CHAMFER EDGE




E4 FILLET EDGE



E2 BULLNOSE EDGE



E5 LARGE BIRD BEAK EDGE



E6 BIRD BEAK EDGE

NOTE: SHOW JOINT LINE
AS REFERENCE

ALL RIGHTS RESERVED. THIS DRAWING IS PROPERTY OF STONEPLY. AND MAY BE USED ONLY WHEN UTILIZING STONEPLY PRODUCTS. STONEPLY. GENERAL TERMS AND CONDITIONS APPLY AND INCORPORATE HERE IN BY REFERENCE. THIS DETAIL MAY NOT APPLY TO ALL CONDITIONS AND CONSTRUCTION SITUATIONS.



STONEPLY

4400 Oneal Street, Greenville, TX 75401 Phone 903.454.4630 Fax 903.454.0233

TITLE:

STONE PANELS EDGE FLASHINGS

FILE NAME:

FGD2